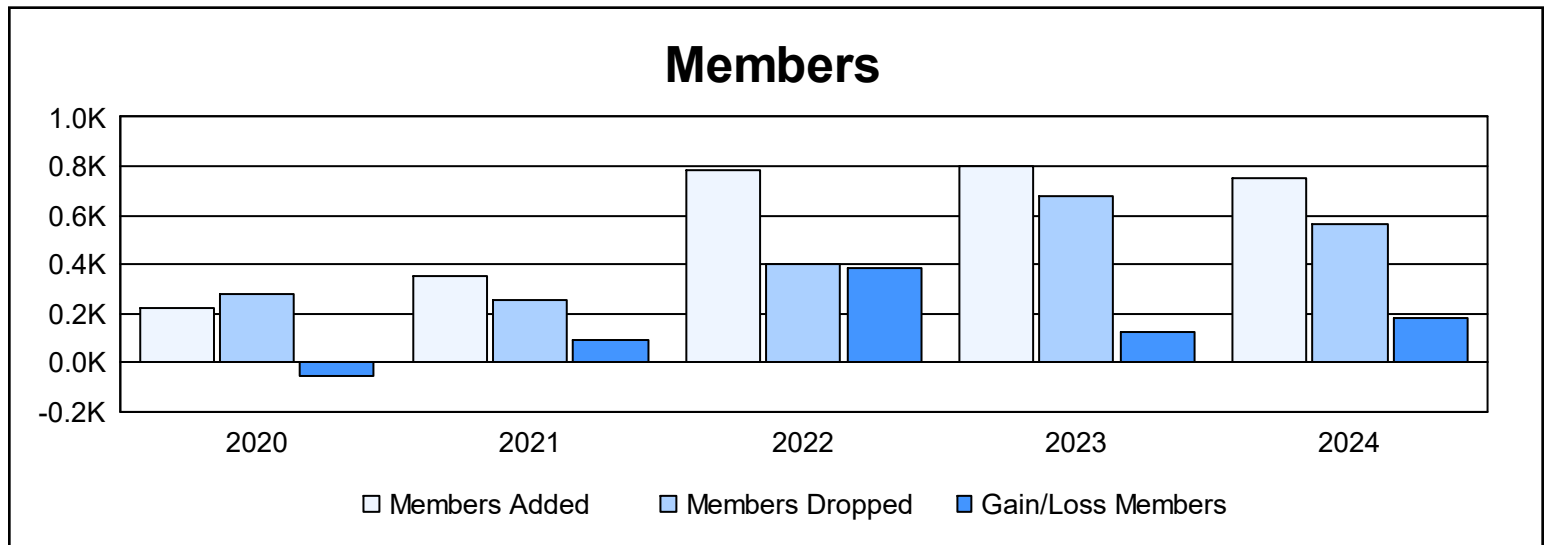
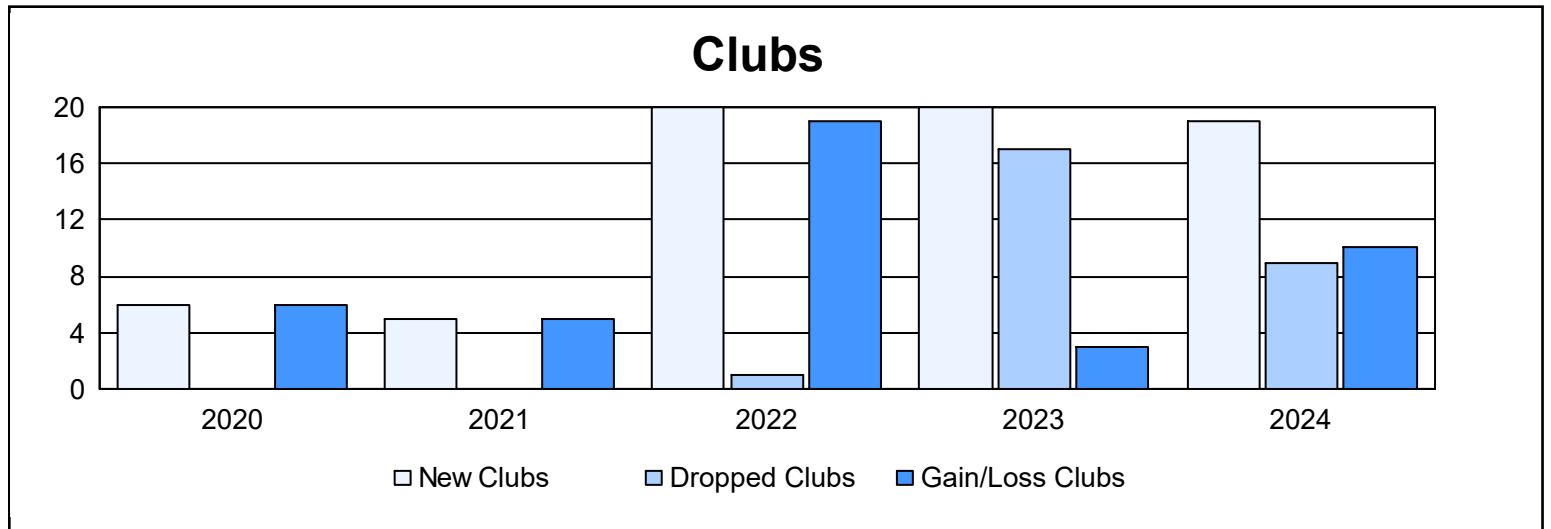
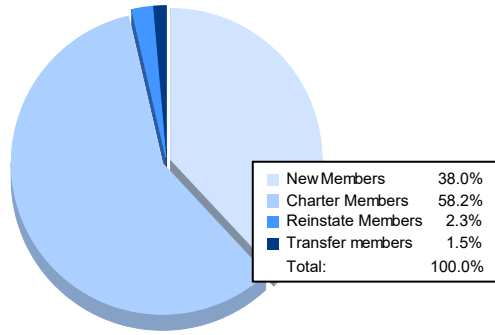


Year	New Clubs	Dropped Clubs	Gain/ Loss Clubs	New Members	Charter Members	Reinstate Members	Transfer Members	Total Member Added	Total Members Dropped	Gain/ Loss Members
2019-2020	6	0	6	87	131	2	0	220	275	-55
2020-2021	5	0	5	177	161	8	4	350	255	95
2021-2022	20	1	19	331	443	8	3	785	402	383
2022-2023	20	17	3	237	534	27	3	801	674	127
2023-2024	19	9	10	286	438	17	11	752	567	185
<b>Average</b>	<b>14</b>	<b>5</b>	<b>9</b>	<b>224</b>	<b>341</b>	<b>12</b>	<b>4</b>	<b>582</b>	<b>435</b>	<b>147</b>



### Membership Composition June 2024 Cumulative



### Gender Composition June 2024 Cumulative

